



THE CHURCHES  
CONSERVATION TRUST

Historic churches in  
Bedfordshire  
Essex  
Greater London  
Hertfordshire

gaze at  
divine  
riches



# go treasure hunting

The counties of Bedfordshire, Essex, Greater London and Hertfordshire are rich with beautiful historic churches.



Some display their treasures proudly: a handsome stone tower, beautiful wall paintings or an ancient doorway. Some are more subtle: the first glimpse of a Medieval tower through winter trees, or the face of an alabaster tomb figure, whose presence lights an entire church. Explore the historic churches just a stone's throw from London and discover unforgettable and unexpected riches.

All the churches in this leaflet have been saved by The Churches Conservation Trust. The Trust is a charity that cares for more than 340 churches in England. This is one of 18 leaflets that highlight their history and treasures.

For more information on the other guides in this series, as well as interactive maps and downloadable information, see [visitchurches.org.uk](http://visitchurches.org.uk)



## stepping into history

the still peace of St Mary Old Church, West Bergholt, will capture your imagination



1

### West Bergholt, St Mary Old Church

Essex

**A harmonious jumble of  
centuries past**

St Mary's is believed to have Saxon origins. Though much of the church is 14th century, reused Roman bricks pepper walls and buttresses, and the north wall is 1,000 years old. There are two intriguing Royal Arms – one a rare survivor from the reign of James I; the other in cast iron, made by a Colchester foundry in 1816. The atmosphere of St Mary's is wonderfully, curiously still, with nothing but birdsong to break the peace.

Hall Road, West Bergholt, Colchester CO6 3DU  
→ 3m NW of Colchester off B1508  
Nearest railway station: Colchester (3 miles)

🕒 *Open daily, 10am-4pm*



2

### Stanstead Abbots, St James

Hertfordshire

**A local treasure  
unchanged for  
200 years**

St James' has been a landmark for seven centuries. Built on a hillside above the river Lea, its embattled buttressed tower was a steering point for those on the water and a waymark for those on the ancient route to London. The unspoiled Georgian interior has unusually high box pews and a three-decker pulpit.

Roydon Road, Stanstead Bury, Stanstead Abbots,  
Ware SG12 8JZ  
→ 4m SE of Ware on B181  
Nearest railway station: Roydon (1 mile)

🕒 *Open Jun-Sep, Sun 2.30pm-5pm*



3

### Little Hornead, St Mary the Virgin

Hertfordshire

**A thousand-year-old  
haven of tranquility**


Some churches have an atmosphere disproportionate to their size, and so it is with St Mary's, a tiny church in a churchyard encircled by trees, frothy with white blossom in spring. A grand Norman chancel arch links the 11th-century nave to the 13th-century chancel. There are also two Norman doorways – the original door of one, made with wood and ironwork over 1,000 years old, stands preserved inside the church.

Little Hornead, Buntingford SG9 0LS  
→ 3m E of Buntingford off B1368  
Nearest railway station: Bishops's Stortford (7.6 miles)

🕒 *Open daily*

visitchurches.org.uk/daysout

Spend a day with us



1

# More churches to enjoy

Each CCT church has been saved because it is special. We can't do justice to them all in one leaflet, so visit our website for more information on those only briefly described here.

## Bedfordshire

### Edworth, St George

4

This serene, secluded and beautiful Medieval church has many exquisite treasures – including exceptional Medieval glass, wall paintings and choir stalls carved with animals.

Edworth, Biggleswade SG18 8QX

→ 3m SE of Biggleswade off A1

🕒 *Key available from Edworth Manor Farm*

### Farndish, St Michael

5

The gorgeous Early English doorway of this tiny church alternates bands of orange ironstone with grey limestone – and it opens on to a tranquil and serene 800-year-old church.

Farndish, Wellingborough NN29 7HS

→ 4m SE of Wellingborough off B569

🕒 *Open summer weekends; at other times keyholder nearby*

### Knotting, St Margaret of Antioch

6

A magnificent country church of Norman origin, with 17th-century silvery oak pews. The chancel gates were built in 1637 to stop the chancel being used for betting and cock fighting – a pastime for which the rector of the day was defrocked.

Melchbourne Road, Knotting MK44 1AF

→ 8m N of Bedford and 2m S of Rushden,  
off A6 Bedford Road

🕒 *For opening times call 020 7213 0660 or visit our website*

### Little Barford, St Denys

7

Tucked away down a private drive, this Norman church lies in a lovely meadow surrounded by willows. Windows feature glorious Victorian glass from a 19th-century restoration.

Little Barford, St Neots PE19 6YE

→ 2m S of St Neots off B1043

🕒 *Open daily*

### Lower Gravenhurst, St Mary

8

Much of this charming 14th-century ironstone church has been unaltered for over 600 years – including the nave and chancel, the screen and benches, and the king-post roof.

Lower Gravenhurst, Gravenhurst MK45 4JR

→ 10m SE of Bedford off A6

🕒 *Open daily*

### Potsgrove, St Mary

9

A tiny, rocket-shaped spirelet rises from this little church, set at the end of a lane in the farming uplands. Originally Medieval, the church was painstakingly rebuilt with authentic materials in 1880 by Arts and Crafts architect, JD Sedding.

Potsgrove, Milton Keynes MK17 9HG

→ 5m NE of Leighton Buzzard off A5

🕒 *Open daily*

## Essex

### Berechurch, St Michael (Audley Chapel)

10

The dashing figure of Sir Henry Audley (d. 1648) reclines stiffly in his armour in this Tudor burial chapel to the former church of St Michael. The monuments – and the superbly carved and coloured hammerbeam roof – are breathtaking.

Off Berechurch Hall Road, Berechurch,

Colchester CO2 9NW

→ 1m S of Colchester between B1025 and B1026

Nearest railway station: Colchester Town (2 miles)

🕒 *Keyholder nearby, Mon-Fri 9am-5pm*

### Chickney, St Mary

11

This remote, atmospheric Saxon church is set within a ring of trees, beside a lane leading to Chickney Hall. The 14th-century tower is capped by an elegant, pyramid-style shingled spire. Many furnishings and fittings are Medieval.

Chickney, Broxted, Dunmow CM6 2BY

→ 4m SW of Thaxted off B1051

🕒 *Open daily*

### Colchester, St Leonard-at-the-Hythe

12

The Medieval door of this old port church still bears the holes for muskets to go through during the English Civil War. Screens, woodwork and stained glass date from the 19th century.

Hythe Hill, Colchester CO1 2NP

→ 1m E of the town centre on Hythe Hill

Nearest railway station: Hythe (200 yards)

🕒 *Open Saturdays, 11am-3pm; at other times keyholder nearby*

### Colchester, St Martin

13

A spectacular Medieval church with a massive truncated tower. Its treasures include a wagon roof, Jacobean woodwork and a green man carving.

West Stockwell Street, Colchester CO1 1HN

→ Colchester city centre

Nearest railway station: Colchester Town (0.25 miles)

🕒 *Open Sun-Fri, 10am-4pm; Sat 9am-dusk; at other times keyholder nearby*

## East Horndon, All Saints

14

Set in glorious isolation with wide views to the Thames, this 15th-century red-brick church has Tyrell family tombs and curious galleried upper rooms, one with a Tudor fireplace.

East Horndon, Brentwood CM13 3LL

→ 4m S of Brentwood near junction of A127 and A128

🕒 *Open Apr-Sep, Sat 10.30am-3.30pm; at other times keyholder nearby*

## Halstead, Holy Trinity

15

Victorian architect Sir George Gilbert Scott built this market-town landmark in the 1840s. The interior is graceful and beautifully lit by stained glass of the 19th and 20th centuries.

Trinity Street, Halstead CO9 1JH

→ 0.5m SW of town centre near A131

🕒 *Open daily, 10am-3pm*

## Little Bromley, St Mary the Virgin

16

A remote Medieval church in a panoramic farmland setting. The variety of building materials used in the beautiful 15th-century tower give a wonderful texture.

Barlon Road, Little Bromley, Manningtree CO11 2PP

→ 3m SW of Manningtree off A137

🕒 *Open Apr-Sep, 10am-4pm; Oct-Mar, 11am-3pm; at other times keyholder nearby*

## Stansted Mountfitchet, St Mary

17

This Medieval church with a bold brick tower contains two fine 17th-century tomb figures – wasp-waisted Hester Salusbury in her hunting clothes and her father, Sir Thomas Middleton.

Off Church Road, Burton End, Stansted Mountfitchet CM24 8UB

→ 3m NE of Bishop's Stortford off B1383

Nearest railway station: Stansted Mountfitchet (0.5 mile)

🕒 *Open daily 11am-3pm*

## Vange, All Saints

18

This red-tiled Medieval church with its tiny bell-cote stands in a large and lovely churchyard. The light interior is a place of joy.

London Road, Vange, Basildon SS16 4PX

→ On southern outskirts of Basildon off A13

🕒 *Open daily, 10am-3pm*

## Willingale Spain, St Andrew

19

Mainly Norman, with traces of reused Roman brick, St Andrew's has a pretty clapboard bell turret and porch, and shares a churchyard with the later church of St Christopher.

The Street, Willingale, Ongar CM5 0SJ

→ 4m NE of Chipping Ongar off B184

🕒 *Open daily*

## Greater London

### Kingsbury, St Andrew Old Church

20

Possibly of Saxon origin, St Andrew's nestles in a wooded grove south of its Victorian successor. It has wonderful brasses and memorials from the 16th to the 19th centuries.

Old Church Lane, Kingsbury, London NW9 8RU

→ W of Brent reservoir, off Blackbird Hill A4088

Nearest tube station: Wembley Park (1 mile)

🕒 *Access by appointment only, call 020 7213 0660*

### Little Stanmore, St Lawrence (Chandos Mausoleum)

21

This early 18th-century church is one of the glories of English Baroque architecture. The Trust cares for the lavish Chandos Mausoleum, added to the church in 1736 – it has a magnificent monument by master carver Grinling Gibbons.

Whitchurch Lane, Little Stanmore, London HA8 6RB

→ Between High St (A5) and Honeypot Lane (A4140)

Nearest tube station: Canons Park (0.25 miles)

🕒 *Open summer: Sun 2pm-5pm; winter: Sun 2pm-4pm; at other times by appointment 020 8952 0019*

## Hertfordshire

### Buckland, St Andrew

22

A handsome 14th-century church lit with Victorian stained glass featuring New Testament scenes. Carved stone angels play instruments; mortals must content themselves with the beautifully decorated organ.

Rectory Close, Buckland, Buntingford SG9 OPT

→ 4m S of Royston off A10

🕒 *Keyholder nearby*

### Oxhey Chapel

23

A tiny chapel built in 1612 that today stands amid 20th-century housing. It has many original 17th-century fittings, and restoration work in 1897 maintained its Jacobean atmosphere.

Gosforth Lane, South Oxhey, Watford WD19 7AX

→ 2m S of Watford off B4542

Nearest tube and train station: Carpenders Park (400 yds)

🕒 *Keyholder nearby*

visitchurches.org.uk/joinus

Become a supporter

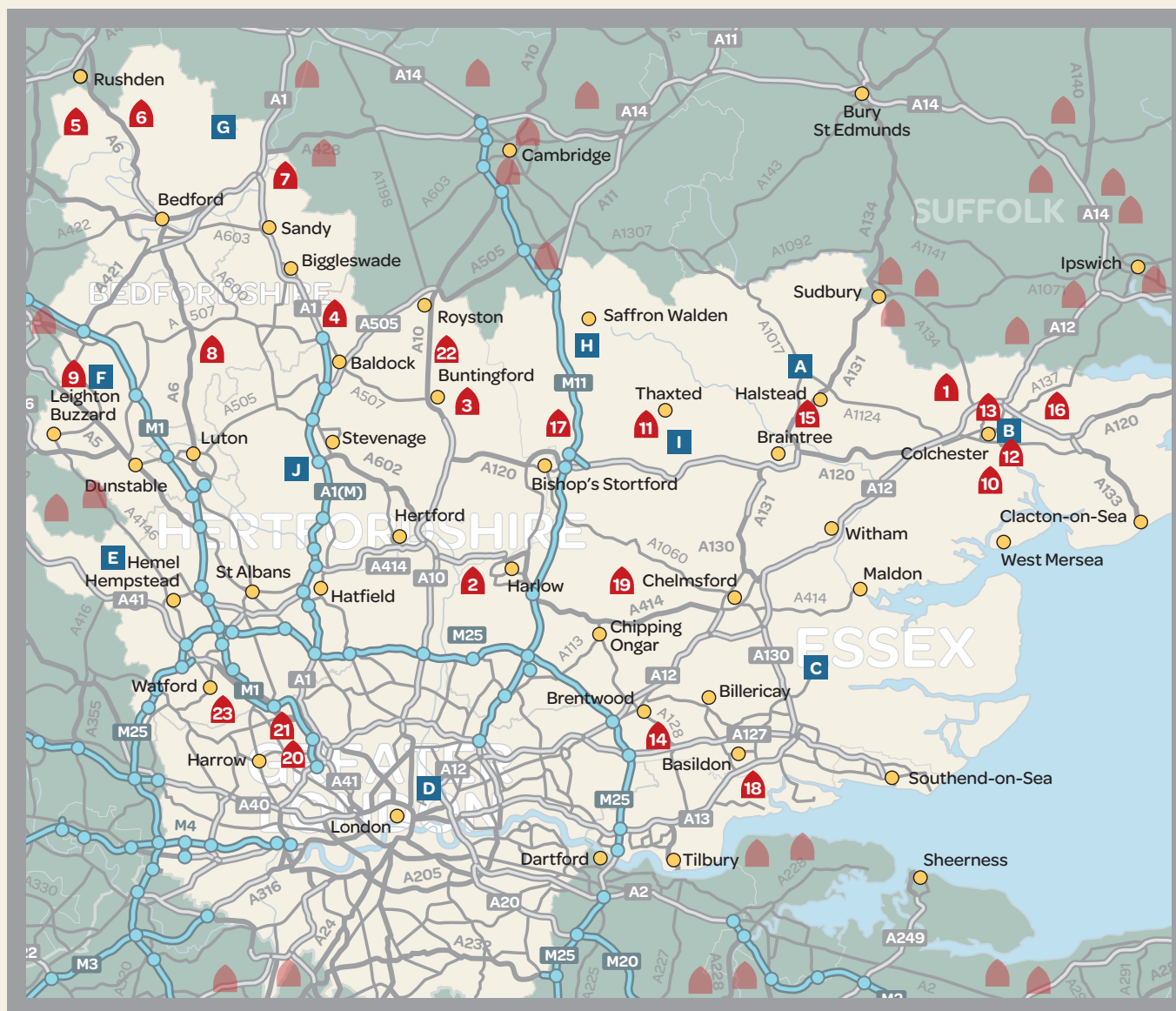
# Finding our churches

The map opposite shows the location of each of our churches in Bedfordshire, Essex, Greater London and Hertfordshire, together with other nearby attractions and CCT churches in adjoining counties.

Our website, [visitchurches.org.uk](http://visitchurches.org.uk), has much more detailed information to help you plan your trip.



	Ordnance Survey ref
<b>1</b> West Bergholt, St Mary Old Church (cover image)	TL 954 281
<b>2</b> Stanstead Abbots, St James	TL 399 111
<b>3</b> Little Hornead, St Mary the Virgin	TL 398 291
<b>4</b> Edworth, St George	TL 222 407
<b>5</b> Farn dish, St Michael	SP 928 638
<b>6</b> Knotting, St Margaret of Antioch	TL 004 636
<b>7</b> Little Barford, St Denys	TL 178 569
<b>8</b> Lower Gravenhurst, St Mary	TL 111 352
<b>9</b> Potsgrove, St Mary	SP 951 298
<b>10</b> Berechurch, St Michael (Audley Chapel)	TL 993 219
<b>11</b> Chickney, St Mary	TL 575 280
<b>12</b> Colchester, St Leonard-at-the-Hythe	TM 013 247
<b>13</b> Colchester, St Martin	TL 996 255
<b>14</b> East Horndon, All Saints	TQ 636 894
<b>15</b> Halstead, Holy Trinity	TL 808 305
<b>16</b> Little Bromley, St Mary the Virgin	TM 092 278
<b>17</b> Stansted Mountfitchet, St Mary	TL 521 242
<b>18</b> Vange, All Saints	TQ 715 867
<b>19</b> Willingale Spain, St Andrew	TL 596 073
<b>20</b> Kingsbury, St Andrew Old Church	TQ 206 868
<b>21</b> Little Stanmore, St Lawrence	TQ 18604 91369
<b>22</b> Buckland, St Andrew	TL 359 339
<b>23</b> Oxhey Chapel	TQ 113 934



 CCT churches in neighbouring counties.  
For details, go to [visitchurches.org.uk](http://visitchurches.org.uk) or see the relevant county guide.



Reproduced by permission of Ordnance Survey © on behalf of The Controller of HMSO © Crown Copyright 2012

## Other local heritage attractions

- A** Colne Valley steam railway
- B** Colchester Castle Museum
- C** Hyde Hall Garden – Royal Horticultural Society
- D** Sutton House – Tudor house and courtyard 
- E** Ashridge Estate – woodland and downland walks 
- F** Woburn Abbey – house, gardens, safari park

- G** Bushmead Priory 
- H** Audley End – house, gardens 
- I** Gardens of Eastern Lodge
- J** Knebworth – house, gardens, adventure playground



## Find out more

Our website has a host of additional information that will help you plan and enjoy your visit, including:

- Interactive maps
- Filterable lists of all our churches
- Up to date opening times
- Visitor comments
- Downloadable guides
- Image galleries
- Event listings

Go to [visitchurches.org.uk](http://visitchurches.org.uk) to access all this and more.



Become a fan

 [facebook.com/ChurchesConservationTrust](https://www.facebook.com/ChurchesConservationTrust)

Follow us

 [twitter.com/TheCCT](https://twitter.com/TheCCT)

## Welcome to a thousand years of English history

The Churches Conservation Trust is the national charity protecting historic churches at risk.

We've saved over 340 beautiful buildings which attract more than 1.5 million visitors a year. With our help and with your support they are kept open and in use – living once again at the heart of their communities.


### Visiting information


Go to [visitchurches.org.uk](http://visitchurches.org.uk) for detailed directions, local maps, information on disability access and up to date opening times.

For other enquiries, call us on **020 7213 0660** (Monday – Friday, office hours), or email [welcome@tcct.org.uk](mailto:welcome@tcct.org.uk)

! Please take care when visiting our churches. Floors may be uneven/worn or slippery, and interior lighting may be low.


 Assistance dogs are welcome.

 For full disabled access information, see our website.

 Unsure about the 'keyholder nearby' access? You will find details at the church or call us in advance.

**P** Parking is available at most churches – see the website for more details.

 The closest station for each church is shown in the guide.

 For bus routes, see [traveline.org.uk](http://traveline.org.uk)

 Cyclists welcome! For cycle routes, go to [sustrans.org.uk](http://sustrans.org.uk)

### Help us save historic churches

The CCT needs to raise an additional £1.5million every year just to cover essential repairs. If you enjoy your visit please leave a donation at the church, or go to [visitchurches.org.uk/donate](http://visitchurches.org.uk/donate) for details of how you can help.



THE CHURCHES  
CONSERVATION TRUST

[visitchurches.org.uk](http://visitchurches.org.uk)

The Churches Conservation Trust  
1 West Smithfield, London EC1A 9EE  
Registered Charity No: 258612 © CCT 2011