



THE CHURCHES
CONSERVATION TRUST

Historic churches in
Wiltshire

explore the
treasures
within



visitchurches.org.uk/daysout

Wiltshire's historic treasures

Wiltshire is known the world over for its ancient monuments but it has other great treasures – its historic churches.



Many are Medieval, tucked away in pretty valleys or by rivers. Some retain the traces of their Saxon or Norman past with carved fonts, beautiful doorways or stone arches. Others show the work of later centuries, with opulent monuments and sumptuous colour and decoration.

All the churches in this leaflet have been saved by The Churches Conservation Trust. The Trust is a charity that cares for more than 340 churches in England. This is one of 18 leaflets that highlight their history and treasures.

For more information on the other guides in this series, as well as interactive maps and downloadable information, see visitchurches.org.uk



find serenity
in the peace and stillness of
St John the Baptist, Inglesham



1

Fisherton Delamere, St Nicholas

A Medieval marvel in wonderful walking country

This hillside church stands in a pretty churchyard and is a convenient stopping point for Wylve Valley walkers. Originally built in the 14th century, today's church is largely a 19th-century copy, rebuilt in the old style using the original materials. Inside, the church has an airy simplicity. There is a touching 17th-century memorial to two small babies, one shown in bed, the other wrapped in a shroud. The elegant carved screen dates from 1912.

Fisherton Delamere, Warminster BA12 0PZ
→ 11m NW of Salisbury off A36 and 1m N of Wylve
Nearest railway station: Tisbury (7 miles)

🕒 *Open daily*



2

Inglesham, St John the Baptist

An ancient painted wonder saved by William Morris

This remote 13th-century church with Saxon origins stands on a gentle rise of land above waterside meadows near the Thames and just off the Ridgeway Path. Pioneering Victorian designer William Morris – who lived at nearby Kelmscott – oversaw St John's restoration in the 19th century, ensuring it kept its original Medieval identity. An amazing series of paintings, from the 13th to the 19th century, cover the walls and a lovely Saxon stonecarving of the Madonna and Child is set in the south wall.

Inglesham, Swindon SN6 7RD
→ 1m S of Lechlade off A361
Nearest railway station: Swindon (9 miles)

🕒 *Open daily*



3

Old Dilton, St Mary

Church with a curious spire near the White Horse

The 14th-century St Mary's lies down a pretty wooded lane near the river Biss, on one of the many walking paths to the Westbury White Horse. A railway arch opens out onto a simple churchyard, revealing an unusual church – squat yet pretty, with a tiny stone spire like an inverted ice-cream cone. Inside, little has changed since the 18th century, and furnishings include two small galleries, a three-decker pulpit and box pews.

Westbury BA13 4DB
→ 3m N of Warminster off A350
Nearest railway station: Dilton Marsh (1.6 miles)

🕒 *Keyholder nearby*



4

West Dean, Borbach Chantry

Memorial secrets in a secluded chapel

Striking memorials grace this fascinating rural chapel – which is all that remains of a 14th-century church. The earliest, a wall memorial from the 1620s, shows John Evelyn and his wife kneeling in grand Stuart fashions, with their 11 children in a line below. Perhaps the most imposing memorial is Robert Pierrepont's – an angel supports his life-sized marble figure. The chapel stands alone in excellent walking country – a great place to take a break.

Off Rectory Hill, West Dean, Salisbury SP5 1JJ
→ 7m SE of Salisbury off A36
Nearest railway station: Dean (0.2 miles)

🕒 *Restricted access, telephone 01179 291766 at least 24 hours before your visit*

visitchurches.org.uk/daysout

Spend a day with us

More churches to enjoy

Each CCT church has been saved because it is special. We can't do justice to them all in one leaflet, so visit our website for more information on those only briefly described here.

Alton Priors, All Saints

5

This lovely, Medieval church stands in an idyllic spot. Inside a mysterious trapdoor conceals a buried Sarsen stone (a sandstone block). The churchyard yew is said to be 1,700 years old.

Salisbury SN8 4LB

→ 8m SW of Marlborough off A345

🕒 *Open daily Apr to Oct; at other times keyholder nearby*

Berwick Bassett, St Nicholas

6

A secluded church by a farmyard near Avebury and the old Ridgeway track, built of brick and local Sarsen stone. The interior is light and simple and has a pretty carved screen.

Marlborough SN4 9NQ

→ 8m NW of Marlborough off A4361

🕒 *Open daily*

Berwick St Leonard, St Leonard

7

A Norman church saved by restoration in 1861 by the owner of the local Fonthill estate. Inside is a Norman font and a poignant 17th-century memorial to six children from the Howe family.

Salisbury SP3 5UA

→ 13m W of Salisbury and 1m E of Hindon on B3089

🕒 *Open daily*

Chute Forest, St Mary

8

Remote and rural Victorian church in a tree-filled churchyard, built with frugal inventiveness. The charming design of flint, brick and tile includes pretty stained glass windows.

Andover SP11 9DF

→ 6m NW of Andover off A342

🕒 *Open daily*

Draycot Cerne, St James

9

This small, handsome parkland church has a 13th-century stone figure of a knight, a Georgian pulpit and box pews, and sumptuously coloured Victorian glass.

Draycot Cerne, Chippenham SN15 5LG

→ 4m N of Chippenham and 2m SE of Junction 17 of M4 off B4069

🕒 *Please contact keyholder before visit: 01249 750649*

Everleigh, St Peter

10

Built in 1813 in the Gothic style, St Peter's was one of the first churches to be constructed with an iron frame. It has monuments from a previous church and a ring of six bells.

Everleigh, Marlborough SN8 3EY

→ 11m NW of Andover and 5m E of Upavon on A342

Satellite navigation by postcode is misleading: the church is beyond the village in woodland, just past the farm shop.

🕒 *Open daily*

Idmiston, All Saints

11

Imposing Medieval church with gorgeous stonecarving and gruesome gargoyles. There are monuments to the local Bowle family, including vicar John Bowle, who edited an edition of *Don Quixote*.

Idmiston, Salisbury SP4 0AU

→ 6m NE of Salisbury off A338

🕒 *Keyholder nearby*

Imber, St Giles

12

A lovely 13th-century church in the ghost village of Imber, which was evacuated for military training purposes in 1943. Inside are 15th-century murals; outside are the empty shells of abandoned houses and beautiful rolling downland.

→ 7m NE of Warminster off A362

🕒 *Restricted access; please phone 0117 929 1766 for further information*

Leigh, All Saints Old Chancel

13

The remains of a Medieval church near the source of the Thames that was abandoned to its wetland surroundings in the 19th century. Texts from the 17th century, framed in designs of scrolls and clouds, decorate the walls.

Cricklade SN6 6QY

→ 3m W of Cricklade off B4040

🕒 *Open daily*

Leigh Delamere, St Margaret of Antioch

14

A glorious Victorian confection of a church, built using parts of its 12th-century predecessor. It features a dazzling west window in the otherwise evocative neo-Gothic gloom.

Leigh Delamere, Chippenham SN14 6JZ

→ 5m NE of Chippenham and 2m W of Junction 17 and N of M4

🕒 *Keyholder nearby*

visitchurches.org.uk/joinus

Become a supporter

Maddington, St Mary

15

This beautiful church, with its striking flint-and-sandstone chequerboard walls, lies in a shady churchyard at the top of a long footpath. Originally Norman, it has been altered extensively since without losing its charm.

Maddington, Shrewton, Salisbury SP3 4JE

→ 11m NW of Salisbury off A360, on W side of Shrewton village

🕒 *Open daily*

Orcheston, St George

16

A secluded church in a lush valley near a small village. It has a Norman north door and 13th-century windows. Inside, most of the fittings are Victorian.

Orcheston, Salisbury SP3 4RH

12m NW of Salisbury and 1m N of Shrewton off A360

Satellite navigation by postcode is misleading: the church is in the middle of Orcheston, do not turn off beforehand.

🕒 *Open daily Apr-Sep; at other times keyholder nearby*

Rollestone, St Andrew

17

A tiny, charming church, built mainly in the 13th century, with a little wooden bell turret. Inside, it has its original font. The oak benches with Jacobean carved ends come from St Catherine's, Hayden, Dorset. It was owned by the religious crusading order of the Knights Hospitaller for 350 years.

Rollestone Road, Rollestone, Shrewton, Salisbury SP3 4HG

Satellite navigation by postcode is misleading: access is down driveway by 'Shrewton' road sign, not down Rollestone Road.

→ 10m NW of Salisbury and 1m SE of Shrewton off A360

🕒 *Open daily*

South Tidworth, St Mary

18

This fine steepled edifice surrounded by trees was designed in 1878 by John Johnson, the architect of London's Alexandra Palace. Its interior is sumptuously decorated with exotic marbles and Italian mosaics.

South Drive, Tedworth House, South Tidworth SP9 7AH

→ 13m NE of Salisbury and 1m S of Tidworth on A338

🕒 *Keyholder nearby*

Stratford Tony, St Mary & St Lawrence

19

This Medieval church is reached down a narrow lane, then a footpath across a stream and up a steep bank. Inside, the church is as lovely as its rural setting.

Stratford Tony, Salisbury SP5 4AT

Not suitable for disabled access

→ 4m SW of Salisbury off A354

🕒 *Open daily*

Sutton Veny, St Leonard

20

A partially ruined Medieval church abandoned in the 1860s. Inside the peaceful, atmospheric chancel are benefaction boards, a bier, a font and elegant memorials.

Duck Street, Sutton Veny, Warminster BA12 7AL

→ 3m SE of Warminster off B3095

🕒 *Keyholder nearby*

Wilton, St Mary Old Church

21

There are fascinating memorials to the people of Wilton in the remains of this church, which stands surrounded by the romantic ruins of its arcades and tower arch.

Wilton, Salisbury SP2 0HQ

→ 3m W of Salisbury on A30, in the centre of Wilton

🕒 *Keyholder nearby*



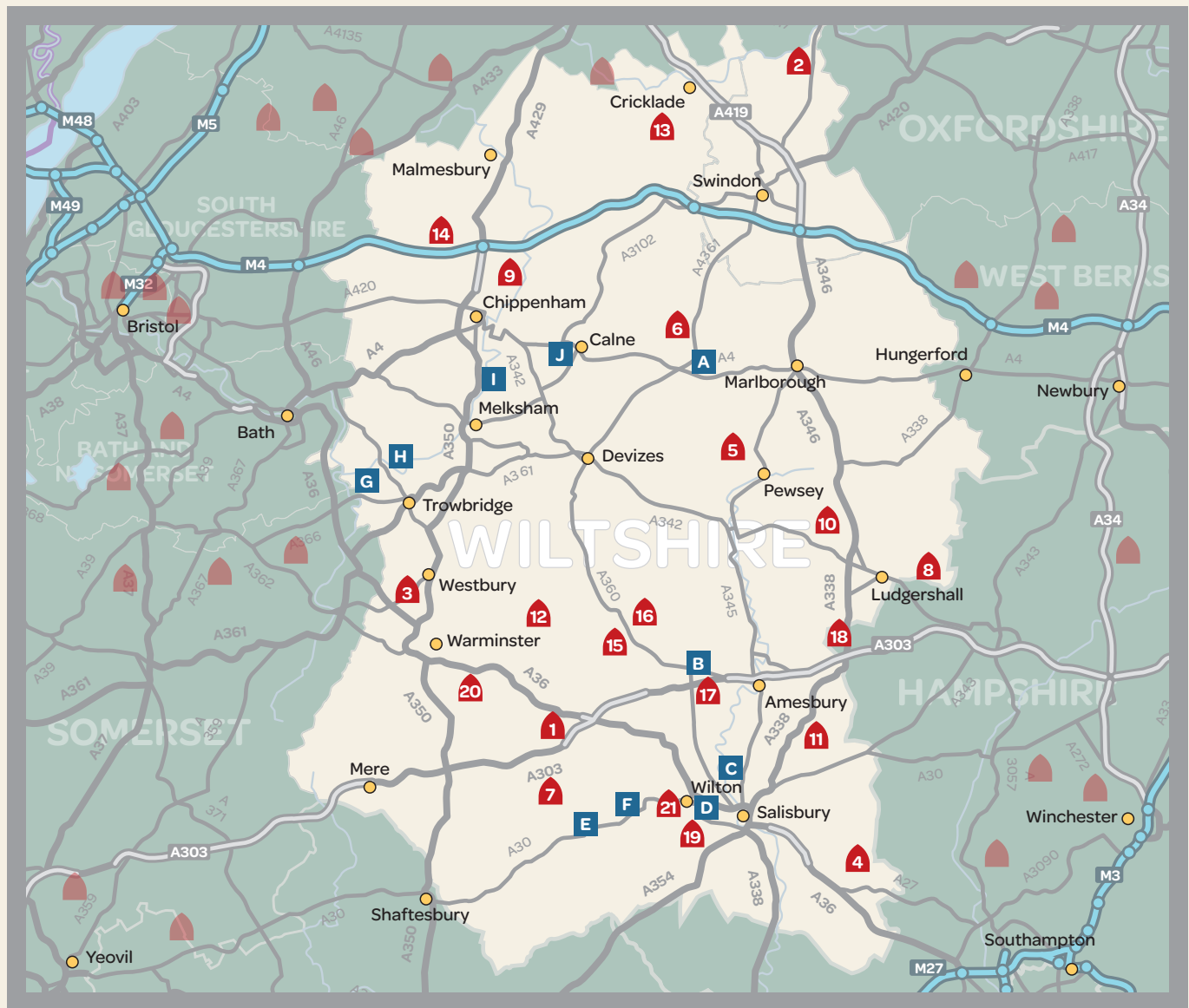
Finding our churches

The map opposite shows the location of each of our churches in Wiltshire, together with other nearby attractions and CCT churches in adjoining counties.

Our website, visitchurches.org.uk, has much more detailed information to help you plan your trip.

	Ordnance Survey ref
1 Fisherton Delamere, St Nicholas	SU 001 385
2 Inglesham, St John the Baptist (cover image)	SU 205 984
3 Old Dilton, St Mary	SU 060 449
4 West Dean, Borbach Chantry	SU 255 274
5 Alton Priors, All Saints	SU 109 622
6 Berwick Bassett, St Nicholas	SU 098 736
7 Berwick St Leonard, St Leonard	ST 923 332
8 Chute Forest, St Mary	SU 309 521
9 Draycot Cerne, St James	ST 935 786
10 Everleigh, St Peter	SU198541
11 Idmiston, All Saints	SU 197 374
12 Imber, St Giles	ST 965 483
13 Leigh, All Saints Old Chancel	SU 058 928
14 Leigh Delamere, St Margaret of Antioch	ST 884 793
15 Maddington, St Mary	SU 067 438
16 Orcheston, St George	SU 060 449
17 Rollestone, St Andrew	SU 073 431
18 South Tidworth, St Mary	SU 235 477
19 Stratford Tony, St Mary & St Lawrence	SU 092 264
20 Sutton Veny, St Leonard	ST 908 415
21 Wilton, St Mary Old Church	SU 097 313


 CCT churches in neighbouring counties.
For details, go to visitchurches.org.uk or see the relevant county guide.



Reproduced by permission of Ordnance Survey © on behalf of The Controller of HMSO © Crown Copyright 2012

Other local heritage attractions

- A** Avebury Stone Circle 
- B** Stonehenge 
- C** Old Sarum – historic site, hill fort 
- D** Wilton House – house, gardens, adventure playground
- E** Old Wardour Castle 
- F** Philipps House and Dinton Park 

- G** The Peto Garden at Ilford Manor
- H** Kennet & Avon Canal boat trips
- I** Lacock Village and Abbey 
- J** Bowood House – house, gardens, adventure playground



Find out more

Our website has a host of additional information that will help you plan and enjoy your visit, including:

- Interactive maps
- Filterable lists of all our churches
- Up to date opening times
- Visitor comments
- Downloadable guides
- Image galleries
- Event listings

Go to visitchurches.org.uk to access all this and more.



Become a fan

 facebook.com/ChurchesConservationTrust

Follow us

 twitter.com/TheCCT

Welcome to a thousand years of English history

The Churches Conservation Trust is the national charity protecting historic churches at risk.

We've saved over 340 beautiful buildings which attract more than 1.5 million visitors a year. With our help and with your support they are kept open and in use – living once again at the heart of their communities.


Visiting information


Go to visitchurches.org.uk for detailed directions, local maps, information on disability access and up to date opening times.

For other enquiries, call us on **020 7213 0660** (Monday – Friday, office hours), or email welcome@tcct.org.uk

! Please take care when visiting our churches. Floors may be uneven/worn or slippery, and interior lighting may be low.


 Assistance dogs are welcome.

 For full disabled access information, see our website.

 Unsure about the 'keyholder nearby' access? You will find details at the church or call us in advance.

P Parking is available at most churches – see the website for more details.

 The closest station for each church is shown in the guide.

 For bus routes, see traveline.org.uk

 Cyclists welcome! For cycle routes, go to sustrans.org.uk

Help us save historic churches

The CCT needs to raise an additional £1.5million every year just to cover essential repairs. If you enjoy your visit please leave a donation at the church, or go to visitchurches.org.uk/donate for details of how you can help.



THE CHURCHES
CONSERVATION TRUST

visitchurches.org.uk

The Churches Conservation Trust
1 West Smithfield, London EC1A 9EE
Registered Charity No: 258612 © CCT 2011