



THE CHURCHES  
CONSERVATION TRUST

Historic churches in  
Berkshire  
Buckinghamshire  
Oxfordshire

experience the  
passing  
of time

[visitchurches.org.uk/daysout](http://visitchurches.org.uk/daysout)

# absorb an atmosphere of tranquility

Step inside some of the churches of the Thames Valley and the Chilterns and you'll discover art and craftsmanship to rival that of a museum.



The churches of the Thames Valley and the Chilterns contain some remarkable treasures. Yet sometimes it's not the craftsmanship but the atmosphere that fires the imagination – the way windows scatter gems of light on an old tiled floor, or the peace of a quiet corner that has echoed with prayer for centuries.

All the churches in this leaflet have been saved by The Churches Conservation Trust. The Trust is a charity that cares for more than 340 churches in England. This is one of 18 leaflets that highlight their history and treasures.

For more information on the other guides in this series, as well as interactive maps and downloadable information, see [visitchurches.org.uk](http://visitchurches.org.uk)



## dragon slayer

fiery dragons and fearless saints come alive in dramatic colour at St Lawrence, Broughton





## Lower Basildon, St Bartholomew

Berkshire

1

A riverside church built by the people, for the people

- 13th-century church near a beautiful stretch of the Thames
- Eight centuries of remarkable memorials

This striking flint-and-brick church stands in a pretty churchyard by the Thames, filled with memorials to past parishioners and, in early spring, a host of daffodils.

Jethro Tull, the father of modern farming, has a memorial here (although the whereabouts of his grave is unknown) and there is a moving marble statue of two young brothers drowned in the Thames in 1886.

The church itself is simple and serene. The nave and south door were built in the 13th century, while the ornate roof timbers were installed in the 15th century, when parishioners grew rich from the local wool and corn trade.

Inside, there are several stunning memorials, including brass effigies of John Clerk and his wife Lucie, both in Medieval costume. The 19th-century memorial for Sir Francis Sykes has a statue of a woman weeping, by John Flaxman, famous for his Wedgwood designs.

Lower Basildon, Reading RG8 9NH

→ 7m S of Wallingford off A329

Nearest railway station: Pangbourne (2 miles)

📍 Keyholder nearby



a short life  
immortalised

touching intimacy contrasts with  
classical grandeur at All Saints Old Church,  
Nuneham Courtenay



2

### East Shefford, St Thomas

Berkshire

Alabaster nobles  
and wall paintings  
in a rural idyll

This church, with pre-Norman origins, stands in an idyllic spot beside a water meadow. It is full of simple craftsmanship, glorious Medieval wall paintings and fabulous tombs. The alabaster statue of local noble Sir Thomas Fettiplace lies alongside that of his wife and gives a rare glimpse of 15th-century fashion. Also look out for the lovely Norman font.

East Shefford, Hungerford RG17 7EF

→ 2m NE of M4 Junction 14, off A338

(Wantage Road) at Great Shefford

Nearest railway station: Kintbury (5 miles)

🕒 *Open daily*



3

### Broughton, St Lawrence

Buckinghamshire

Stunningly detailed  
Medieval wall paintings

The rich Victorian stained glass of St Lawrence sheds its light on one of the greatest Medieval treasures in the area – a series of wall paintings. These exquisitely detailed pictures were rediscovered behind plaster during a restoration in 1849. They include the Virgin Mary cradling the body of Christ and St George killing the dragon, despite having lost his head when the ceiling was lowered in the 15th century.

Broughton Village, Milton Keynes MK10 9AA

→ 1m S of M1 at Junction 14 off A5130

Nearest railway station: Woburn Sands (3 miles)

🕒 *Keyholder nearby*



4

### Edlesborough, St Mary the Virgin

Buckinghamshire

A towered landmark  
with a gloriously  
decorated interior

With its handsome 14th-century tower, St Mary's is visible for miles. Inside, it is a treasure house of delights, with Medieval woodwork – including a complete chancel screen – and Victorian wall painting and stained glass. There are also carved wooden misericords. These little ledges, for people to rest on during long prayers, are decorated with fantastical carved creatures, including a stern-faced mermaid suckling a lion.

Church End, Edlesborough, Dunstable LU6 2EP

→ 5.5m S of Leighton Buzzard on A4146 Leighton Road

Nearest railway station: Leighton Buzzard (5.5 miles)

🕒 *Keyholder nearby*



5

### Nuneham Courtenay, All Saints Old Church

Oxfordshire

A gentleman's  
folly in a beautiful  
Thames-side setting

This stunning classical church was built in the 1760s as part of the landscaped park for Nuneham Park House. With a gleaming dome and six slender columns, it is as magnificent as its setting overlooking the Thames. Inside, there are Italian fittings, magnificent memorial sculptures and busts.

Nuneham Park, Nuneham Courtenay OX44 9PQ

→ 6m SE of Oxford off A4074, follow signs to Global Retreat Centre (Nuneham Park)

Nearest railway station: Oxford (6 miles)

🕒 *Open daily. Please let staff at the Global Retreat Centre know you are visiting*

visitchurches.org.uk/daysout

Spend a day with us

# More churches to enjoy

Each CCT church has been saved because it is special. We can't do justice to them all in one leaflet, so visit our website for more information on those only briefly described here.

## Berkshire

### Catmore, St Margaret 6

A small, 12th-century downland church. Inside it is harmonious and rustic, with cartwheel chandeliers and a flagstone floor.

Catmore, Newbury RG20 7HN

→ 8m N of Newbury and 7m SE of Wantage

🕒 *Open daily*

### Woodlands, St Mary 7

This flint-and-stone church is a Gothic Revival gem. The lovely Victorian interior still has the brass coronas and candleholders that would have bathed the interior in candlelight.

Ermin Street, Woodlands St Mary, Hungerford RG17 7SR

→ 5m N of Hungerford and 2m S of Lambourn on B4000, near Junction 14 on M4

🕒 *Keyholder nearby*

## Buckinghamshire

### Fleet Marston, St Mary 8

A pretty Medieval church in an isolated spot, simply and beautifully restored by Victorian architect Sir George Gilbert Scott. Methodist founder John Wesley preached here.

Fleet Marston, Aylesbury, HP18 0PZ

→ 2m W of Aylesbury and S of Fleet Marston hamlet on A41

🕒 *Keyholder nearby*

### Hartwell, The Church of the Assumption 9

A spectacular and romantic mid-18th century church in the 'Gothick' style. It has two towers and sits in the landscaped grounds of Hartwell House, now a luxurious country hotel.

Hartwell House, off Oxford Road, Lower Hartwell, Aylesbury HP17 8NR

→ 2m SW of Aylesbury on A418 Oxford road, in grounds of Hartwell House Hotel.

🕒 *No visitor access to interior*

### Pitstone, St Mary 10

A Medieval church on a hillside in the Chilterns. The appealing interior contains a Norman font with handsome carving.

Church Road, Pitstone, Leighton Buzzard LU7 9HA

→ 9m E of Aylesbury

🕒 *Open May to Sep: Sun, 2.30pm-5.30pm; at other times keyholder nearby*

### Thornton, St Michael & All Angels 11

Located in beautiful parkland, this 15th-century church contains an outstanding brass with depictions of 16 kneeling children and 15th-century life-sized alabaster tomb figures.

Thornton College, Thornton, Milton Keynes MK17 0HJ

→ 4m NE of Buckingham off A422

🕒 *Key available from Thornton College*

## Oxfordshire

### Chislehampton, St Katherine 12

A lovely Georgian church, with original furnishings.

John Betjeman honoured it in verse in 1952 and made a personal appeal for funds to support it.

Chislehampton, Oxford OX44 7XF

→ 7m N of Wallingford and 7m SE of Oxford on B480

🕒 *Open daily. If locked keyholder nearby*

### Mongewell, St John the Baptist 13

A partial ruin, dating back to Norman times, in a picturesque setting. It boasts an exotic sculptured tomb featuring 'a man of sensibility' reclining in Eastern costume and a turban.

Mongewell, Wallingford OX10 8BU

→ 2.5m S of Wallingford via A4074, in grounds of Mongewell Park

🕒 *Open daily*

### Newnham Murren, St Mary 14

A pretty flint church with Norman origins. Inside, limewashed walls set off delicate stained glass and handsome Jacobean woodwork. Easily combined with a visit to Mongewell, above.

Newnham Murren, Crowmarsh Gifford, Wallingford OX10 8BW

→ 1m SE of Wallingford via A4074

🕒 *Open daily*

### Shirburn, All Saints 15

Beautiful brasses, carvings and monuments in a slender-towered estate church near 14th-century Shirburn castle. The north chapel is now the Macclesfield family mausoleum.

Castle Road, Shirburn, Oxford OX49 5DL

→ 1m NE of Watlington and 2m SW of M40 Junction 6

🕒 *Keyholder nearby*

### Wallingford, St Peter 16

A picturesque Thames-side landmark with an elegant spire. The Georgian interior features a beautiful coffered ceiling.

Thames Street, Wallingford OX10 0BH

→ Wallingford town centre

🕒 *Key available from Tourist Information Centre*

visitchurches.org.uk/joinus

Become a supporter



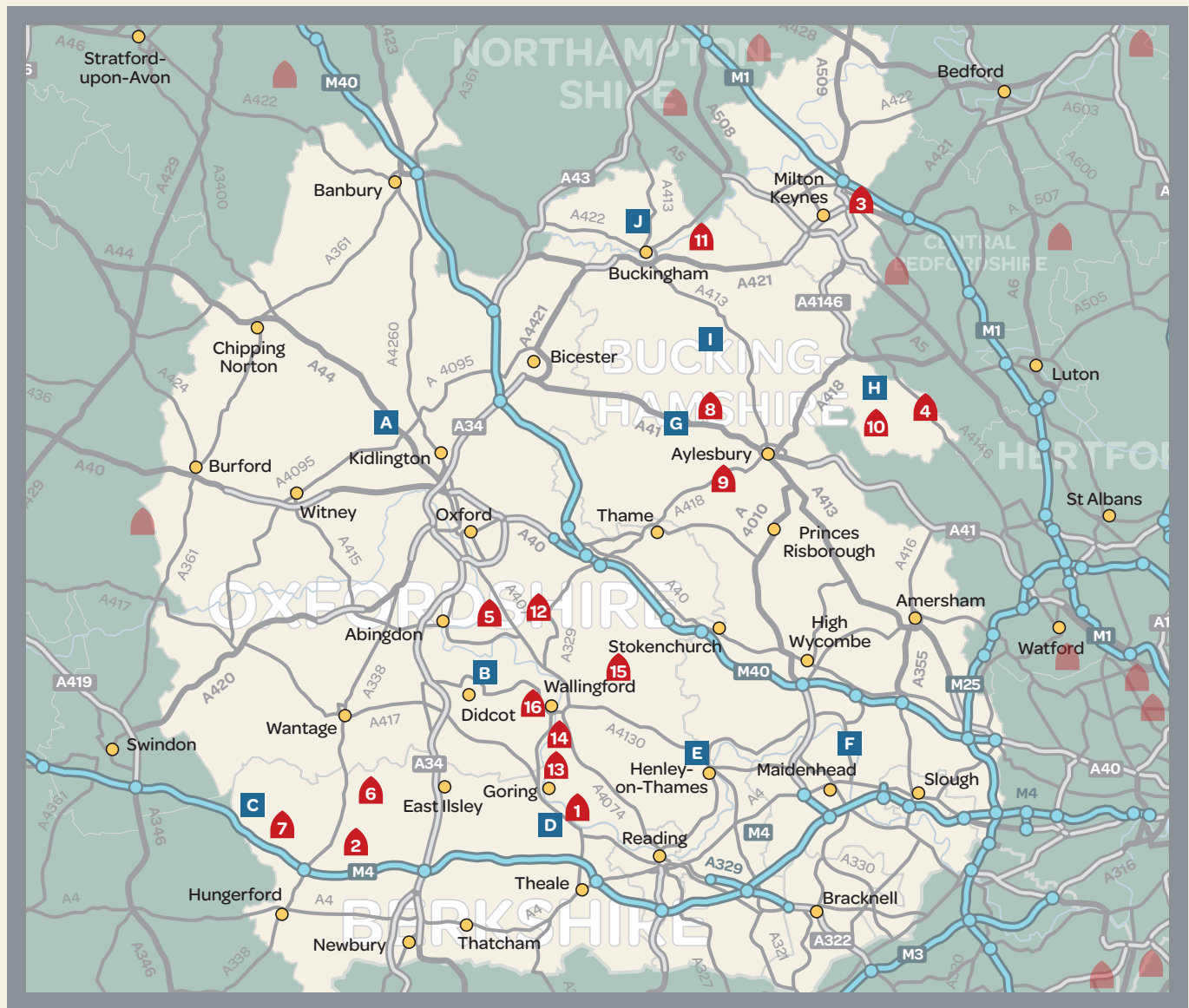
# Finding our churches

The map opposite shows the location of each of our churches in Berkshire, Buckinghamshire and Oxfordshire, together with other nearby attractions and CCT churches in adjoining counties.

Our website, [visitchurches.org.uk](http://visitchurches.org.uk), has much more detailed information to help you plan your trip.




	Ordnance Survey ref
<b>1</b> Lower Basildon, St Bartholomew	SU 612 793
<b>2</b> East Shefford, St Thomas ( <i>cover image</i> )	SU 391 747
<b>3</b> Broughton, St Lawrence	SP 894 401
<b>4</b> Edlesborough, St Mary the Virgin	SP 970 191
<b>5</b> Nuneham Courtenay, All Saints Old Church	SU 542 983
<b>6</b> Catmore, St Margaret	SU 454 801
<b>7</b> Woodlands, St Mary	SU 334 749
<b>8</b> Fleet Marston, St Mary	SP 779 159
<b>9</b> Hartwell, The Church of the Assumption	SP 795 125
<b>10</b> Pitstone, St Mary	SP 942 150
<b>11</b> Thornton, St Michael & All Angels	SP 752 363
<b>12</b> Chiselhampton, St Katherine	SU 592 992
<b>13</b> Mongewell, St John the Baptist	SU 610 877
<b>14</b> Newnham Murren, St Mary	SU 610 885
<b>15</b> Shirburn, All Saints	SU 696 959
<b>16</b> Wallingford, St Peter	SU 609 895





 CCT churches in neighbouring counties.  
For details, go to [visitchurches.org.uk](http://visitchurches.org.uk) or see the relevant county guide.



Reproduced by permission of Ordnance Survey © on behalf of The Controller of HMSO  
© Crown Copyright 2012

## Other local heritage attractions

- A** Blenheim Palace
- B** Didcot railway centre
- C** Ashdown House 
- D** Basildon Park 
- E** Grey's Court 
- F** Stanley Spencer Gallery

- G** Waddesdon Manor 
- H** Ascott House and garden 
- I** Claydon House 
- J** Stowe Landscape Garden 



## Find out more

Our website has a host of additional information that will help you plan and enjoy your visit, including:

- Interactive maps
- Filterable lists of all our churches
- Up to date opening times
- Visitor comments
- Downloadable guides
- Image galleries
- Event listings

Go to [visitchurches.org.uk](http://visitchurches.org.uk) to access all this and more.



Become a fan

 [facebook.com/ChurchesConservationTrust](https://facebook.com/ChurchesConservationTrust)

Follow us

 [twitter.com/TheCCT](https://twitter.com/TheCCT)

## Welcome to a thousand years of English history

The Churches Conservation Trust is the national charity protecting historic churches at risk.

We've saved over 340 beautiful buildings which attract more than 1.5 million visitors a year. With our help and with your support they are kept open and in use – living once again at the heart of their communities.


### Visiting information


Go to [visitchurches.org.uk](http://visitchurches.org.uk) for detailed directions, local maps, information on disability access and up to date opening times.

For other enquiries, call us on **020 7213 0660** (Monday – Friday, office hours), or email [welcome@tcct.org.uk](mailto:welcome@tcct.org.uk)

! Please take care when visiting our churches. Floors may be uneven/worn or slippery, and interior lighting may be low.


 Assistance dogs are welcome.

 For full disabled access information, see our website.

 Unsure about the 'keyholder nearby' access? You will find details at the church or call us in advance.

**P** Parking is available at most churches – see the website for more details.

 The closest station for each church is shown in the guide.

 For bus routes, see [traveline.org.uk](http://traveline.org.uk)

 Cyclists welcome! For cycle routes, go to [sustrans.org.uk](http://sustrans.org.uk)

### Help us save historic churches

The CCT needs to raise an additional £1.5million every year just to cover essential repairs. If you enjoy your visit please leave a donation at the church, or go to [visitchurches.org.uk/donate](http://visitchurches.org.uk/donate) for details of how you can help.



THE CHURCHES  
CONSERVATION TRUST

[visitchurches.org.uk](http://visitchurches.org.uk)

The Churches Conservation Trust  
1 West Smithfield, London EC1A 9EE  
Registered Charity No: 258612 © CCT 2011